

Summary Feedback

(Combined feedback broadcasted at multiple times this week)

PRE-RECORDED: Basildon FRCR 2B 'A to Zee' Course 2020

Session 7/38

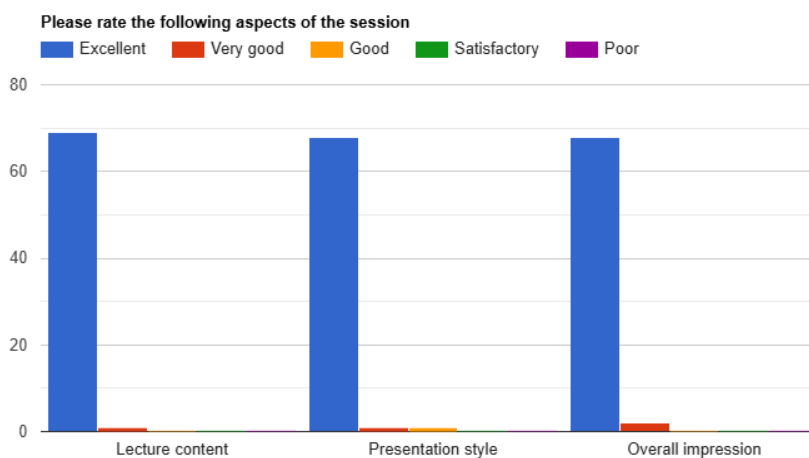
Chest - Interstitial Lung Disease

(3rd & 4th May 2025)

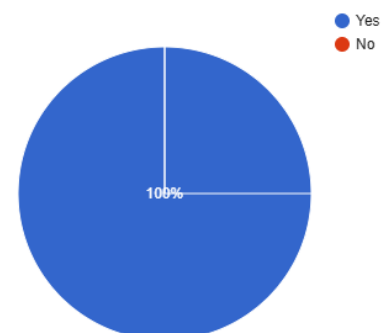
Lecturer: Samavia Raza

Summary Points:

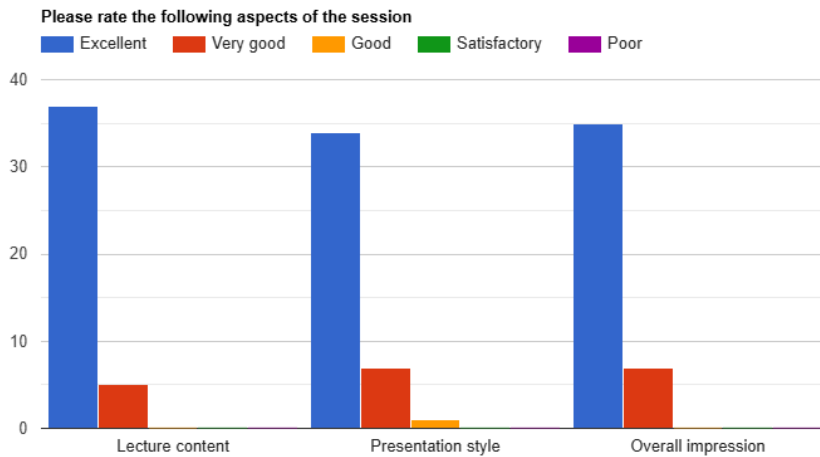
- Total Attendees: 385 from 35 Countries (Algeria, Australia, Bahrain, Bangladesh, Canada, Dominica, Egypt, Ethiopia, Ghana, Greece, India, Indonesia, Iraq, Ireland, Jordan, Kenya, Libya, Malaysia, Nigeria, Oman, Pakistan, Palestine, Qatar, Saudi Arabia, Singapore, South Africa, Sri Lanka, Sudan, Swaziland, Türkiye, UAE, UK, Yemen, Zambia, Zimbabwe).
- Total duration: 3 hours (each session broadcasted thrice during the week)
- Total feedback received from 119 participants, from three different broadcasts



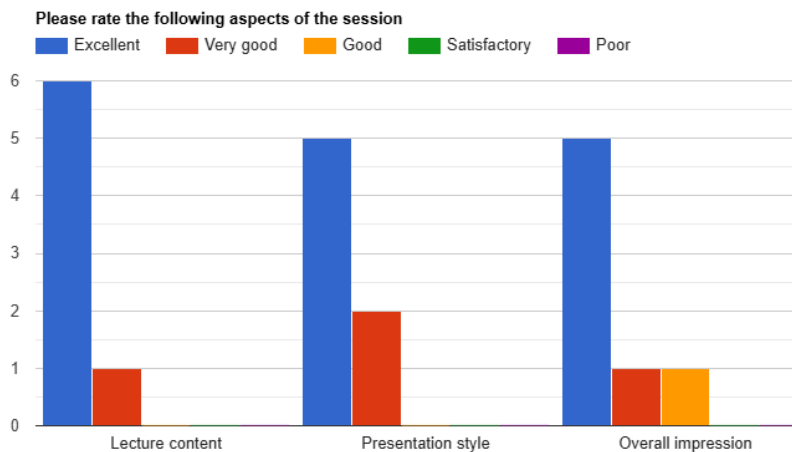
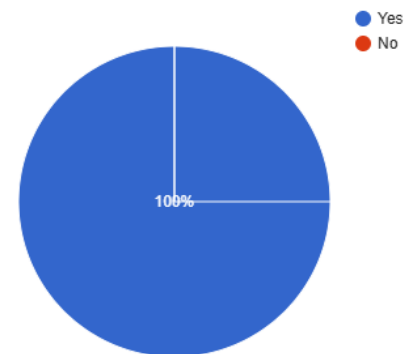
Did you find it useful
70 responses



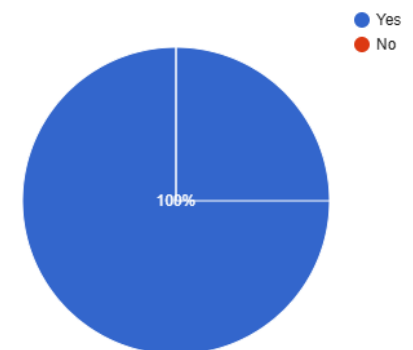
Chest - Interstitial Lung Disease



Did you find it useful
42 responses



Did you find it useful
7 responses




Testimonials

- I like how she took time to go through those commonly examined conditions. Very helpful (Zimbabwe).
- Very complex subject put in simple way! (Ethiopia).
- The content of the lecture was very useful. It was made simple (Botswana).
- Excellent concepts starting from very basics (Saudi Arabia).
- As usual very informative & inspiring. Thank you (India).
- Very thorough. Comprehensive. Went from basics to details (UK).
- A very difficult topic, explained in an easy way (Pakistan).
- Excellent presentation (Kenya).
- Excellent lecture on interstitial lung disease (Malaysia).
- Wonderful teaching (Libya).
- Making clear the approach towards ILD and lung nodules distribution and GGO was great (Pakistan).
- The way to approach cases with lung findings was amazing (Malaysia).
- It provided a plethora of common pathologies (Greece).

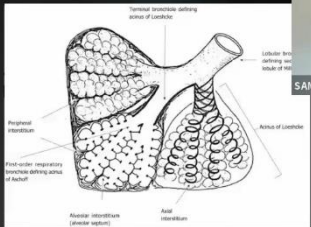
Chest - Interstitial Lung Disease

- The provision of a short summary of almost everything was very valuable (Pakistan).
- Very explanatory (Singapore).
- Nice learning experience (Pakistan).
- Very good lecture (Botswana).
- Excellent lecture (India).
- Perfect (UK).
- Great lecture (Zimbabwe).
- It was very good! Basics were also explained (Pakistan).
- Very happy (UK).
- Valuable session which gathers all the interstitial pathologies. I would prefer if we could have support to follow through because a lot of information to grasp (Algeria).
- Excellent (India).
- Keep it up (Pakistan).
- Continue the good work (Nigeria).
- Very detailed (Pakistan).
- Conceptual teaching (Pakistan).
- Excellent session (Pakistan).
- Very good lecture (UAE).
- Good lecture (Pakistan).
- Excellent lecture with good exam oriented topics (India).
- Very informative indeed (Pakistan).
- Good cases (UK).
- Latest guidelines information (Pakistan).
- Very informative (UAE).
- Good info for exam going people (India).
- Very educative (Nigeria).
- Very good useful session (Pakistan).
- Loved it (India).
- Excellent lecture (UK).
- Good presentation (UK).
- Very grateful for the absolutely free yet perfect lectures (Pakistan).
- Thank you so much from my heart (Egypt).
- Excellent session (Nigeria).
- Excellent lecture which covers most of the ILD (UK).
- The discussion was outstanding (Pakistan).
- Great session! (Nigeria).
- Excellent session (UAE).
- Wonderful session (Pakistan).
- Excellent lecture (UK).
- It was perfect (UAE).
- It's great (Egypt).
- Keep it up (India).
- Keep up the good work (UAE).
- Interesting cases (India).
- Clear case based explanation (Egypt).
- Excellent content and delivery (UK).
- Excellent lecture on interstitial lung disease (Malaysia).


- Good refresher on sarcoidosis and ILD (UK).
- All the aspects of lecture were useful (UK).
- I liked the teaching and the images (Bahrain).
- Very useful teaching (Nigeria).
- Good descriptions of all the lung terminologies (UK).
- It was perfect (UK).
- The way of the explanation was amazing (Iraq).
- All of it was very useful & highly valuable (Egypt).
- The lecture content was great (UK).
- The presentation was very helpful (UK).
- Excellent class (India).
- The description of each case was great (UK).
- Very good presentation skills (Pakistan).
- Excellent cases and teaching (Saudi Arabia).
- I liked the teaching style (Nigeria).
- Good lecture and cases (UK).
- Excellent teaching (UAE).
- The whole session was useful (Pakistan).
- Excellent teaching (UK).


DR. KHAN'S
TEACHING
 The A to Z of FRCR 2B Exam

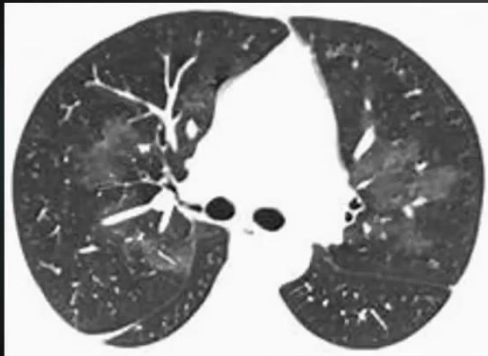
Ground glass and mosaic




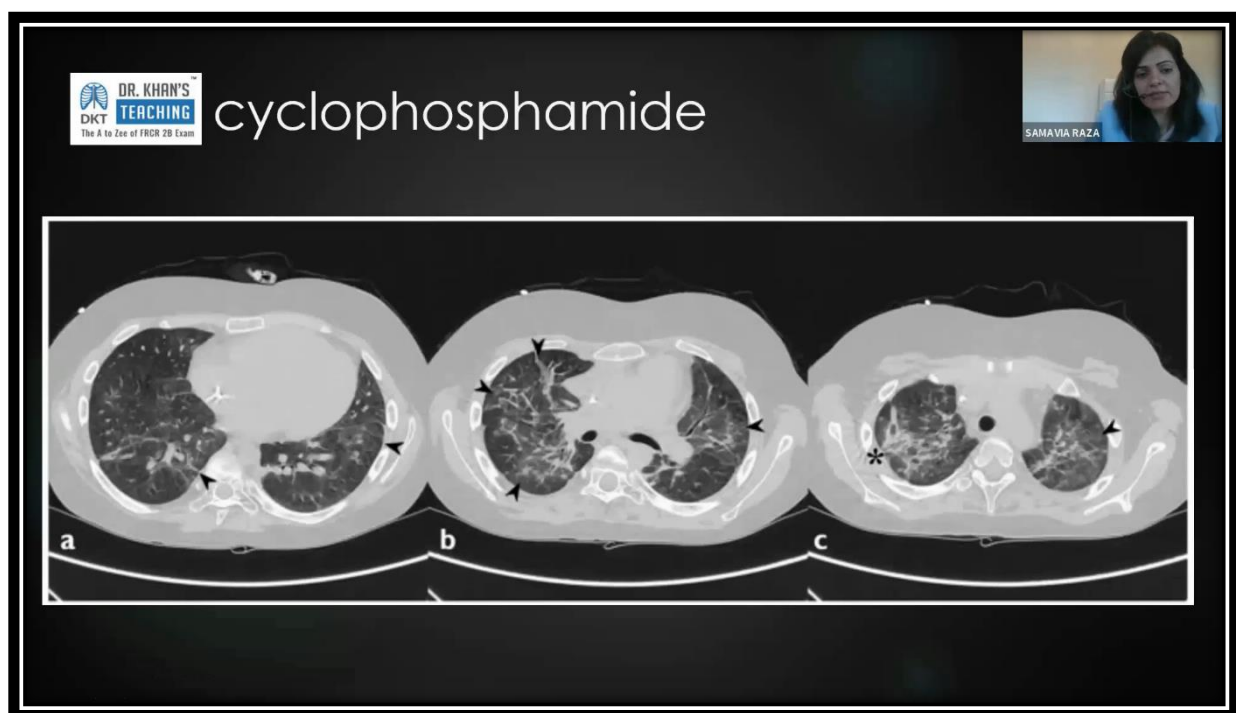
Terminal bronchiole supplying
arteries of capillaries
 Lobular vein
supplying ven
nodes of the
 Arteries of Lobar
 Pleural
membranes
 Pleural cavity
respiratory
bronchiole
supplying
arteries of
capillaries
 Pleural
membranes



SAMAVIA RAZA







=====XX=====XX=====